



April is

Financial Literacy Month

Activities for kids 7-9 yrs

**Hi! I'm Penny.
I've got some
fun activities to
teach you about
money!**



**Madison
Credit
Union**




Lesson 3: Weighting Needs and Wants

NEEDS AND WANTS

Name: _____

Fido has a list of things he needs and wants. Help him choose what is a need and what is a want. Draw a line from each item to the correct box.





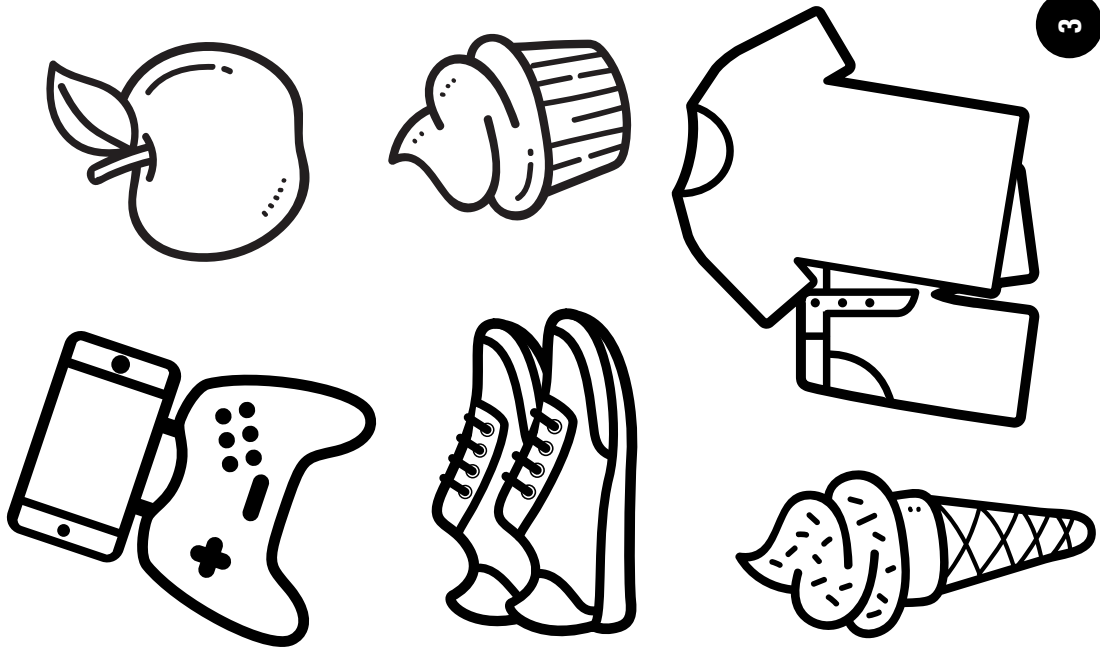
Lesson 3: Weighting Needs and Wants

MY NEEDS AND WANTS MINI-BOOK CONTINUED

Color and cut out the pages along the dotted lines, then fold them to make your mini-book. Write or draw pictures of your answers on each page.



Color in the needs.
Circle one want.



3

I need...

I want...

1.

2.

3.


1.

2.

3.

2


Gibbins is saving his money to buy a bike.



What would you save money to buy?

How much has Gibbins saved for his bike so far?


Gibbins needs \$100.00 to buy his bike. Add up the bills and coins to see how much he has saved. Then color in his chart to show what he has already and how much he still needs.



Your Order's Up

Using the menu prices at the top, add up the cost of each customer's lunch.


\$3.00



\$2.00



\$2.00



\$1.00



\$1.00



\$2.00



\$2.00



\$1.00



CUSTOMER #1











TOTAL: _____

CUSTOMER #2











TOTAL: _____

CUSTOMER #3











TOTAL: _____

CUSTOMER #4











TOTAL: _____

Guess the Cost

Before heading out to the grocery store, guess the price for each of the items. Then see how close you got to the actual price.

Your Guess	Item	Store Price	Difference
	1 gallon of milk		
	1 loaf of bread		
	1 jar of jelly		
	1 box of crackers		
	1 bag of chips		
	1 pound of steak		
	4 pack yogurt		

**Fill the last few spots with
some of your favorite foods.**

